

"Social Transformation Through Dynamic Education"

Bharati Vidyapeeth's

NEW LAW COLLEGE, SANGLI.

'A' Grade Accredited
by NAAC, Bengaluru



• Founder & Chancellor:
Dr. Patangrao Kadam
M.A.LL.B, Ph. D.

Bharati Vidyapeeth Bhavan, Rajwada Chowk, Sangli - 416 416.

Tel No.: 0233-2377256, Fax: 0233-2326372

| Email : bvnics@yahoo.co.in | nicsangli@bharatividyaapeeth.edu | bvnics185.cl@unishivaji.ac.in

• I/C Principal

Dr. Pooja Prashant Narwadkar

B.A.LLM.,NET,Ph.D.

7.3.1 Institutional Distinctiveness

Vision of the college:

"Quality Legal Education for Professional Competencies and Social Transformation"

Mission:

"Imparting quality and value-based legal education to nurture students with Advocacy skills, ethics and Social orientation."

In accordance with the motto of the parent institution and the vision, mission, and objectives of the college, the college has focused on safe, disciplined and quality legal education to students from rural,

unprivileged, and underprivileged sections of society, especially, girls' students.

It is found that ratio of girls in higher education is low in the rural and urban area rather than boys. Therefore, in legal education, the fact is not different than the other HEI. There many causes due to which many girls do not come to higher education as of the boys. Some of the recognised causes are relating to safety, convenience, financial burdens, early marriages, low confidence etc. these causes are known from parents during the socio-legal outreach programs, parents' meetings, alumni meet, and students talks.

The college has focused on quality and value based legal education, regularity of students, availability of scholarships, 24x7 safety & security, female security guards, female teaching staff, CCTV surveillance, etc. so that girls' students should feel safe and comfortable in the college. The college campus is free from ragging and zero tolerance for sexual harassment. Professional discipline is the thrust of the college. The parents of girls' students are assured about the safety of their girls etc. therefore the girls students give first preference to this college. Resultantly, over than last five years period, it is evident that the admission of the girls' students to BA. LL.B. 5 years course is more than 50% of total students. Admission of girls' students to LL.B. 3 years program is around 50% of total students. It is the result of safety, discipline



Quality Legal education for professional competencies and social transformation

and facilities provided by the college. The admission of girls' students from every category is in existence along with the open category.

The college campus is free from ragging and sexual harassment etc. Counselling to girls, their parents, etc. plays a very important role in the admission of girls. The safety includes 24x7 security guards, special women security guards, CCTV surveillance, yoga training, a ladies' common room, a well-equipped library, a computer lab with free Wi-Fi etc. Hence, parents and girls' students prefer this college for admission.



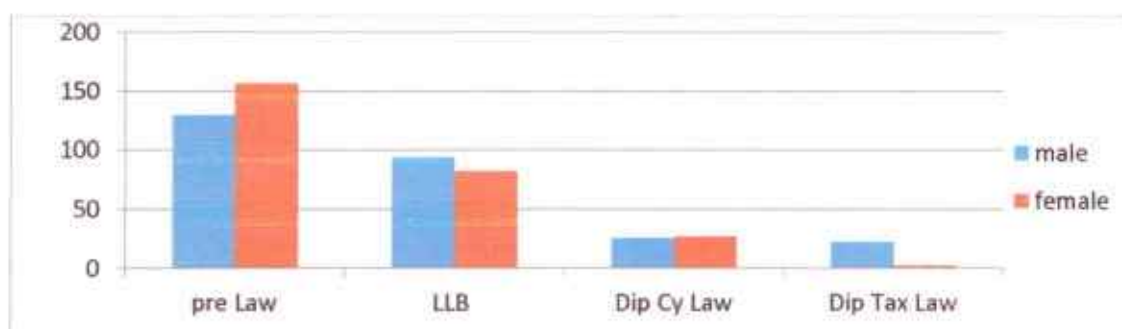
A. Naik
I/C. Principal
Bharati Vidyapeeth's
New Law College, Sangli

GENDER BALANCE IN ENROLEMENT AT GRADUATION LEVEL (2022-23)

I. Year wise Gender Classification of students

courses	M	F	Total	%M	%F
Five Year Law Program	130	156	286	22.72	27.27
Three Year Law Program	94	82	176	16.43	14.33
Diploma in Cyber Law	26	34	60	4.54	5.94
Diploma in Taxation Laws	23	27	50	4.02	4.72
Total	273	299	572	47.72	52.27

The table shows year wise gender classification of male and female percentage of students and the total number of admissions to the college. It appears that since the year 2022-23 the percentage of gender classification concerning the male and female students is more or less the same. The bar graph and tabular form vividly give important data of year wise gender classification. The percentage of male and female students can be easily viewed at a glance with the help of graph and table.-



II. Gender Difference in Teaching Faculty: -

❖ Gender Classification Teaching Staff

Program	M	F	Total	%M	%F
PRE LAW	2	12	14	8.69	52.17
LLB	4	5	9	17.39	21.73
TOTAL	6	17	23	26.08	73.91

Gender Classification Teaching Staff



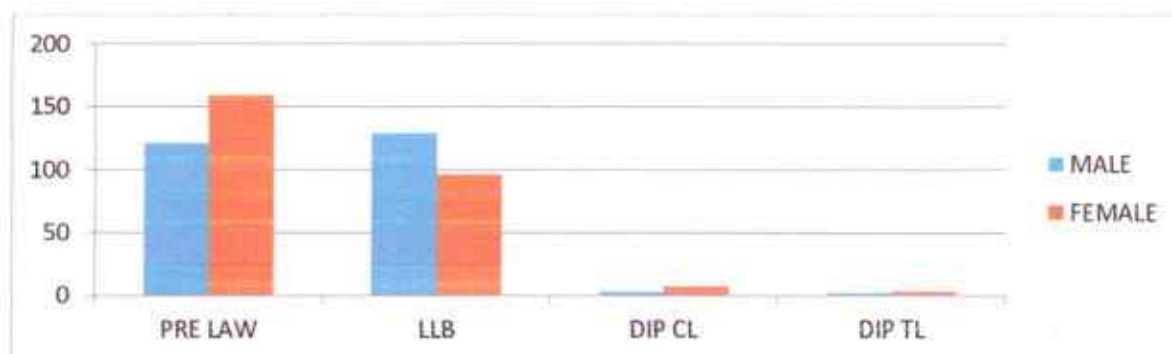
The data in the table shows the year wise classification Teaching Staff during the academic year 2022-23. The total number of Male teachers is 26.08 % which is smaller than the female teacher 73.91%.

GENDER BALANCE IN ENROLLEMENT AT PROGRAM LEVEL (2021-22)

1. Year wise Gender Classification of students: -

	M	F	Total	%M	%F
Five Year Law Program	121	159	280	23.26	30.57
Three Year Law Program	129	96	225	24.80	18.46
Diploma in Cyber Law	3	7	10	0.57	1.34
Diploma in Taxation Laws	2	3	05	0.38	0.57
Total	255	265	520	49.03	50.96

The table shows year wise gender classification of male and female percentage of students and the total number of admissions to the college. It appears that since the year 2021-22 the percentage of gender classification concerning the male and female students is more or less the same. The bar graph and tabular form vividly give important data of year wise gender classification. The percentage of male and female students can be easily viewed at a glance with the help of graph and table.



Gender Difference in Teaching Faculty: -

II. Gender Classification Teaching Staff 2021-22

Course	M	F	Total	%M	%F
Five Year Law Course	2	10	12	8.33	41.66
Three Year Law Course	3	4	7	12.5	16.66
Diploma In Cyber Law	2	1	3	8.33	4.16
Diploma In Taxation Laws	-	2	2	-	8.33
Total	7	17	24	29.16	70.83



The data in the table shows the year wise classification of Teaching Staff wing during the academic year 2021-22. The total number of Female teachers is 70.83 % which is greater than the Male teacher 29.16%.

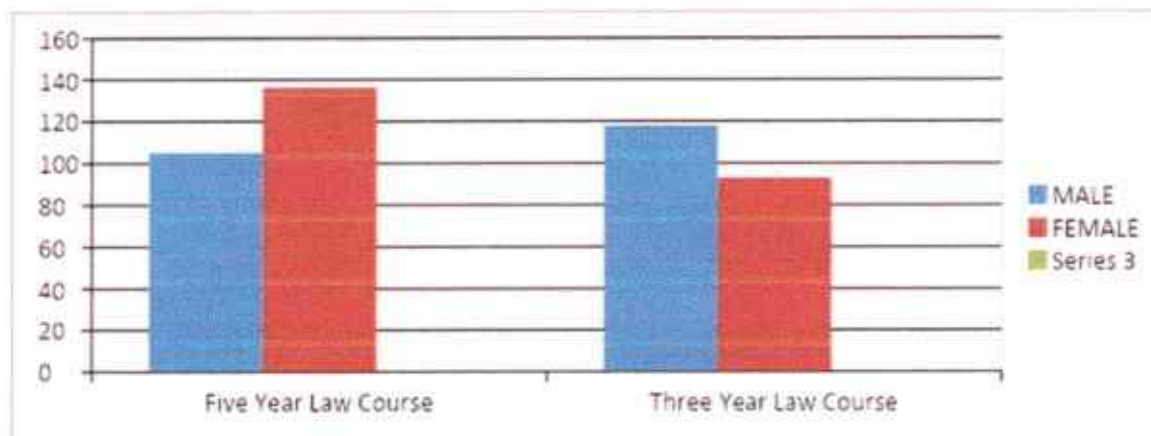
GENDER BALANCE IN ENROLEMENT AT GRADUATION LEVEL

(2020-21)

I. Year wise Gender Classification of students: -

courses	M	F	Total	%M	%F
Five Year LawProgram	105	136	241	23.23	30.08
Three Year LawProgram	118	93	211	26.10	20.57
Total	224	228	452	49.55	50.44

The table shows year wise gender classification of male and female percentage of students and the total number of admissions to the college. It appears that since the year 2020-21 the percentage of gender classification concerning the male and female students is more or less the same. The bar graph and tabular form vividly give important data of year wise gender classification. The percentage of male and female students can be easily viewed at a glance with the help of graph and table.

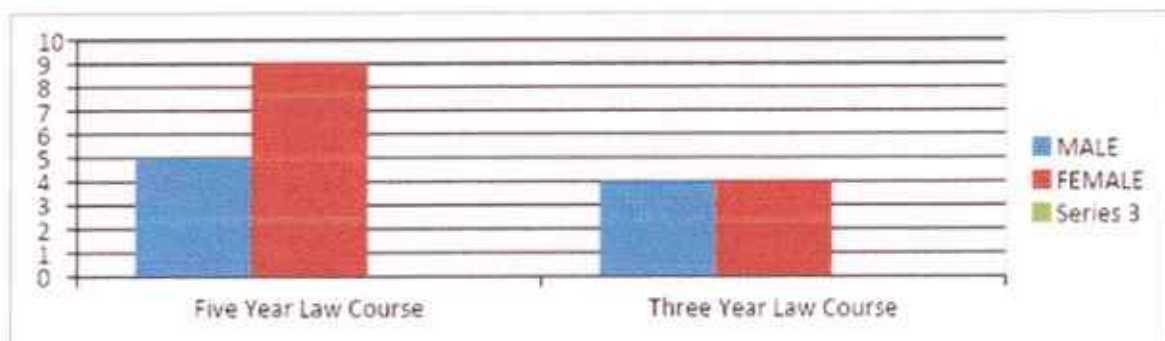


Gender Difference in Teaching



II. Gender Classification Teaching Staff

Program	M	F	Total	%M	%F
Five Year Law Course	5	9	14	22.72	40.90
Three Year Law Course	4	4	8	18.18	18.18
Total	9	13	22	40.90	59.09



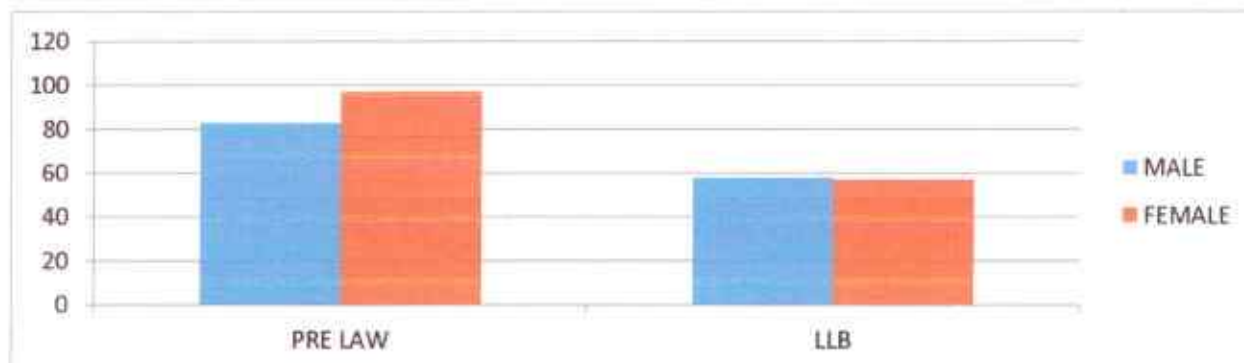
The data in the table shows the year wise classification of Staff of Senior wing during the academic year 2020-21. The total number of Female teachers is almost 60 % which is greater than the Male teacher which is 40.9%.

GENDER BALANCE IN ENROLEMENT AT GRADUATION LEVEL (2019-20)

1. Year wise Gender Classification of students : -

courses	M	F	Total	%M	%F
Five Year Law Course	83	97	180	28.13	32.88
Three Year Law Course	58	57	115	19.66	19.32
Total	141	154	295	47.79	52.20

The table shows year wise gender classification of male and female percentage of students and the total number of admissions to the college. It appears in the year 2019-20 the percentage of gender classification concerning the male and female students is more or less the same. The bar graph and tabular form vividly give important data of year wise gender classification.



II. Gender Difference in Teaching Faculty: -

Gender Classification Permanent Senior Teaching Staff 2019-20

Course	M	F	Total	%M	%F
Five Year Law Course	05	05	10	50	50
Three Year Law Course	03	04	07	66.67	33.33

Gender Classification Permanent Senior Teaching Staff 2019-20



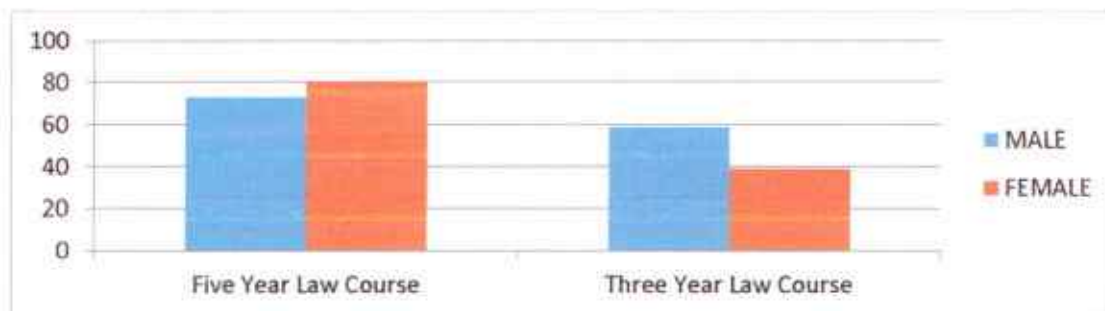
The table shows the year wise classification of Permanent Teaching Staff of Senior wing during the academic year 2019-20. The total number of Male teachers is 66.67 % which is greater than the female teacher 33.33%.

**GENDER BALANCE IN ENROLLMENT
AT GRADUATION LEVEL (2018-19)**

I. Year wise Gender Classification of students 2018-19

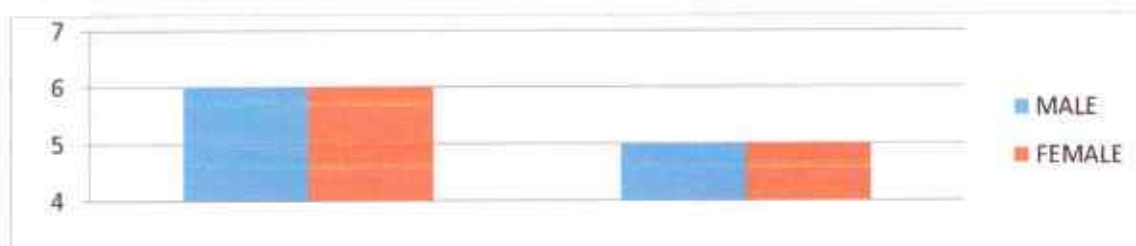
PROGRAM	M	F	Total	%M	%F
Five Year Law Program	73	80	153	29.08	31.87
Three Year Law Program	59	39	98	23.50	15.53
Total	132	119	251	52.58	47.41

The table shows year wise gender classification of male and female percentage of students and the total number of admissions to the college. It appears that in the year 2018-19 the percentage of gender classification concerning the male and female students is more or less the same. The bar graph and tabular form vividly give important data of gender classification. The percentage of male and female students can be easily viewed at a glance with the help of graph and table.



III. Gender Difference in Teaching Faculty 2018-19

Course	M	F	Total	%M	%F
Five Year Law Program	6	6	12	50	50
Three Year Law Program	05	05	10	50	50
Total	11	11	22	100	100



The table shows the year wise classification of Permanent Teaching Staff of Senior wing during the academic year 2018-19. The total number of Male teachers is 50% which is similar to the female teacher 50%.